



# MAXFLEX® XJS

## ELASTIC SEALING SYSTEM FOR EXPANSION JOINTS

### DESCRIPTION

MAXFLEX XJS is a system composed of a EPDM rubber strips with lateral fleece edges, which is fixed using an epoxy adhesive or cement based mortar over an expansion joint or crack subjected to movement. It assures a water tight joint while allowing the movement of the treated element, both for interior or exterior applications.

### USES

- Waterproofing of expansion joints in walls, canals, roofs, water reservoirs, basements and foundations.
- Waterproofing of cracks, corner joints, etc.

### ADVANTAGES

- Very high elasticity, over 350%
- Excellent adhesion to the usual substrates found in construction.
- Does not require a dry substrate for fixing.
- Good chemical resistance.
- Very easy to apply.
- Complete water tightness.

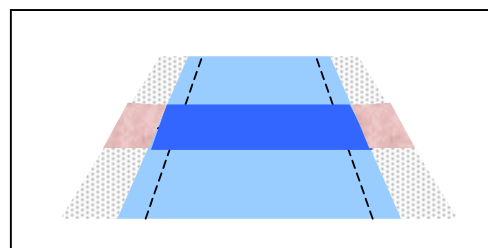
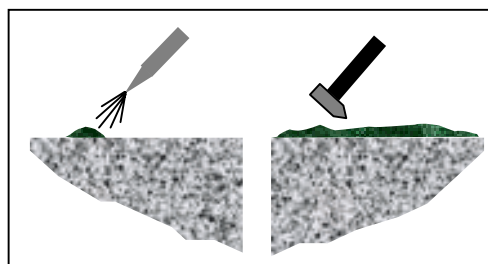
### APPLICATION INSTRUCTIONS

**Preparation of the substrate.** The substrate must be clean, free from dust, rust, oils or grease. When using epoxy adhesive the substrate must be fully dry. Remove casting skins, loose or cracked parts by using brushes, grinders or sandblasting. Pre-fill gravel pockets using MAXREST. Re-profile major fills.

**Strip preparation.** Pre-assemble all strip joints, mitres, crossings or corners before installation.

Make sure that all fleece edges are dry if MAXEPOX BOND – G is going to be used.

**Application** Depending on the type of substrate, work conditions, technical requirements, two different products can be used for fixing the strip. The first MAXEPOX BOND – G, epoxy adhesive, (See Technical Bulletin Nº.: 72) which requires a perfectly dry substrate to ensure bonding and which also provides a much higher value of adhesion, or MAXSEAL FLEX (See Technical Bulletin Nº.: 29) preferably in its smooth type, which allows applications over wet substrates, providing enough adhesion to the majority of substrates in the usual working conditions, with important material savings when compared to epoxy.

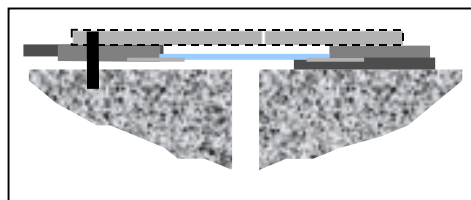

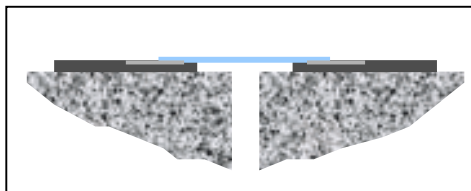



**Base coat.** In either case, watch the pot life of the product applied. Follow the instructions in the technical bulletins carefully. Liberally apply the base coat material on the substrate in order to provide the strip with proper bonding. The approximate consumption for MAXEPOX BOND – G is about 0.7 a 0.8 kg. / linear meter, and for MAXSEAL FLEX between 1.5 and 2.0 kg. / linear meter.

**Placing.** Place the MAXFLEX XJS strip with the white fabric strip facing down. Press the fabric with a trowel well into the adhesive to allow it to soak

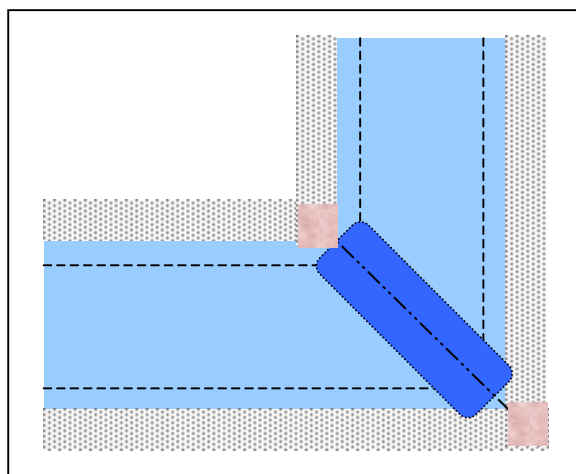
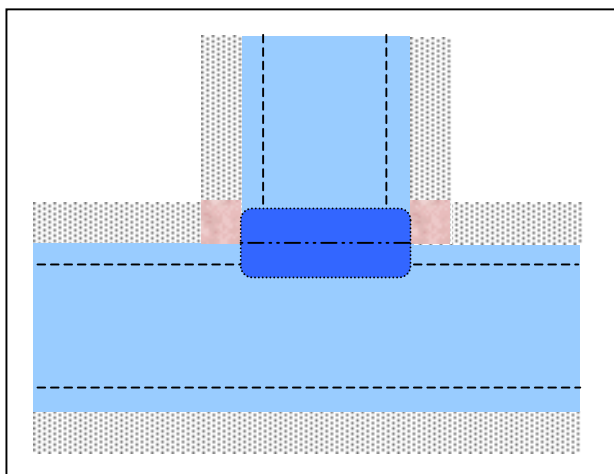
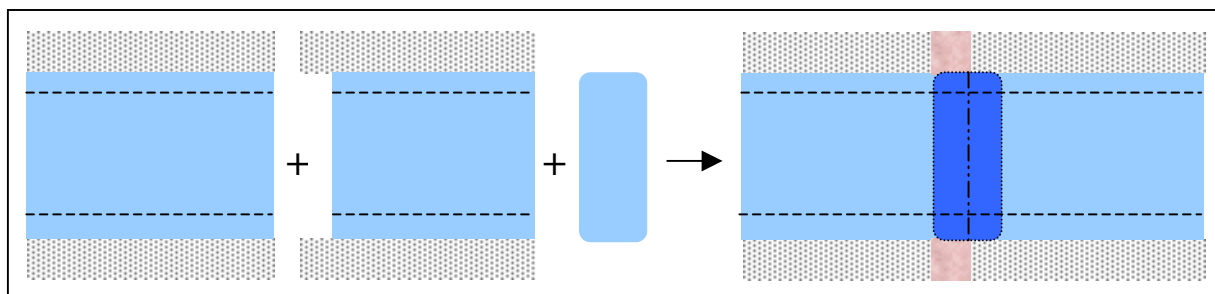
**Top coat.** Apply the top coat of adhesive “wet on wet”. The fabric strips must be completely soaked and covered (2 - 3 mm.) with the adhesive. It is not advisable to cover the rubber with the adhesive. MAXEPOX BOND – G should be sanded with silica sand.

**Mechanical protection.** The expansion area of MAXFLEX XJS should be protected against mechanical damage during and after the building stage. (e.g. with a metal sheet cover or rubber granular matting.)

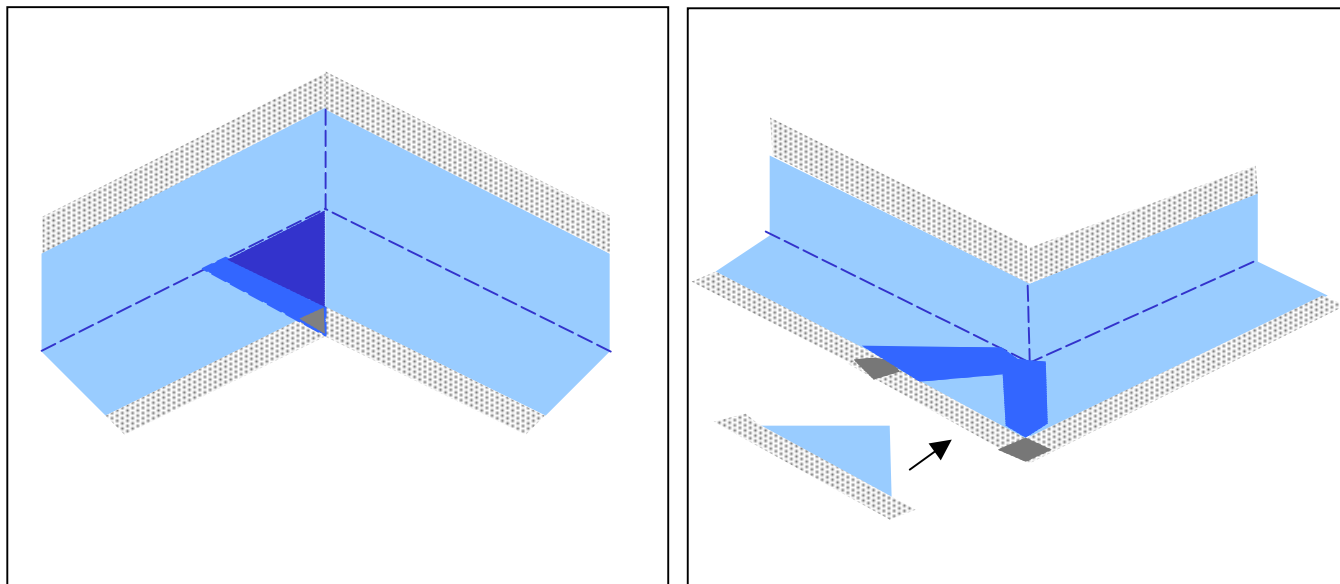


## JOINTS

The connections of MAXFLEX XJS strips are done using an appropriate adhesive for EPDM, as indicated in the following drawings.



- The patches for welding areas are best cut out from the elastic expansion area of MAXFLEX XJS.
- The surfaces to be joined must be dry and clean.
- If cleaning agents are used, allow to dry out for 30 minutes.



## CAUTIONS

MAXFLEX XJS must not be exposed to long term temperatures exceeding 70°C.

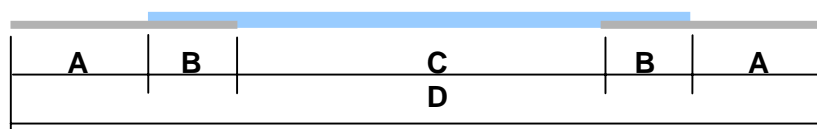
Prior to using other adhesives, we recommend that compatibility and suitability be checked first.

The precautions indicated in the technical bulletins of the bonding products used must be followed. These can be abrasive in their composition. When mixing or placing use rubber gloves. If the products come in contact with the eyes rinse thoroughly with clean water. Do not rub. Consult a doctor if the irritation continues.

## PACKAGING

Supplied in 30 mts. long rolls and in two sizes.

	<b>A</b> <b>mm</b>	<b>B</b> <b>mm</b>	<b>C</b> <b>mm</b>	<b>D</b> <b>mm</b>
MAXFLEX XJS 180	35	25	60	180
MAXFLEX XJS 220	30	20	120	220



## COLOURS

MAXFLEX XJS 220, blue  
MAXFLEX XJS 180, grey

## STORAGE

24 months, in its original packaging, in a dry covered place, protected from frost.

## TECHNICAL DATA

Type of rubber	EPDM
Thickness (mm)	1.00
Tensile strength (N / mm2) (lengthwise)	11.0
(crosswise)	10.0
Elongation at break (%) (lengthwise)	350
(crosswise)	325
Low temperature foldability (°C)	< - 20
Change in shape at high temperature (%) (lengthwise)	- 0.35
(crosswise)	- 0.60
Vapour penetration coefficient (mg / m2 h Pa)	0.038
Vapour diffusion resistance $\sigma$	10,420.-
Ozone resistance	Level 0
Accelerated thermal ageing (%)	
Change in tear strength	< 4
Change in mass	- 1.24
Artificial weathering hr	> 5000
Resistance to root penetration	No penetration
Fire rating	5.2
Water submerged performance	
Low temperature folding (°C)	- 20
Change in mass over 8 months (%)	< 3.5
Mechanical perforation resistance (mm)	
500 grs from height	400
Strength of joints (welded)	
Location of rupture	Beside the seam
Shear resistance (N / 5 cm)	610.
Peel resistance	
(epoxy bond) (N / 5 cm)	305
Bitumen contact change of E modulus (%)	+ 11
Chemical resistance	
Saline solutions, bitumen, diluted acids	Good
Mineral oils, petrol, strong solvents	Weak
Maximum expansion recommended of elastic area 15%	
MAXFLEX XJS 180 ( 60 mm)	+ 9 mm
MAXFLES XJS 220 ( 120 mm)	+ 18 mm

Tests performed according to SIA 280 except thickness, Elongation at break and change of modulus in contact with bitumen, according to DIN 16726

## **GUARANTEE**

The information contained in this leaflet is based on our experience and technical knowledge, obtained through laboratory testing and from bibliographic material. DRIZORO reserves the right to introduce changes without prior notice. Any use of this data beyond the purposes expressly specified in the leaflet will not be the Company's responsibility unless authorised by us. We shall not accept responsibility exceeding the value of the purchased product.



### **DRIZORO, S.A.**

C/ Primavera 50-52 Parque Industrial Las Monjas  
28850 TORREJON DE ARDOZ – MADRID (SPAIN)  
Tel. 91 676 66 76 - 91 677 61 75 Fax. 91 675 78 13

e-mail: [info@drizoro.com](mailto:info@drizoro.com) Web site: [drizoro.com](http://drizoro.com)

